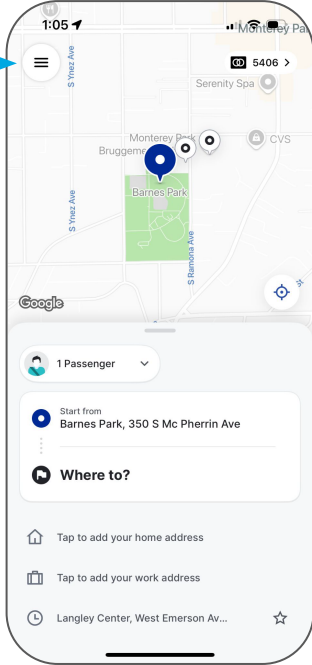
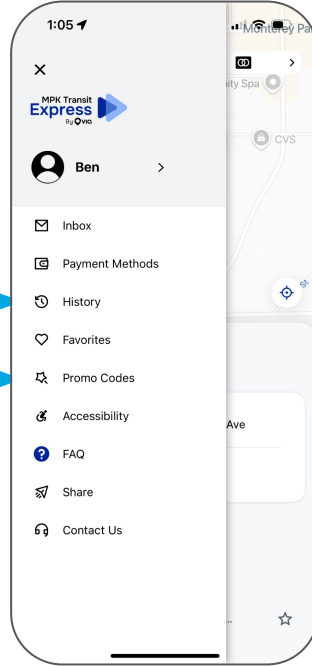


Via Voucher Entry

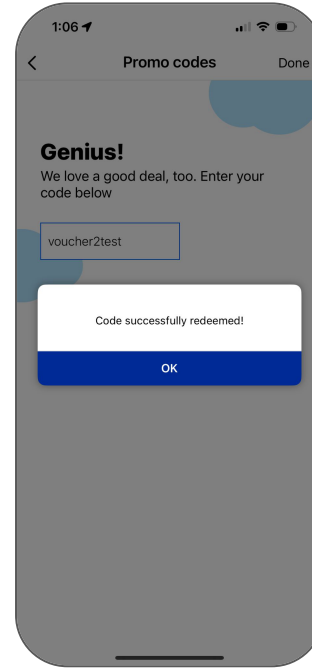
From your app,
Select the
hamburger menu
button in the top left



To check remaining
credit balance, select
"History"



To enter a new code,
select "Promo
Codes"



Enter code in field
and select "Done"
in the upper right.
You should see the
message above*

To view balance, go
to the "History" tab-
Remaining Credit will
appear in the top
right corner

